



LOUISIANA

yOUTH

CHEERLEADING







**ONLINE
STUDENT-ATHLETE
REGISTRATION
GUIDE**



MUST HAVE COMPLETED HARDCOPY OF STUDENT-ATHLETE REGISTRATION FORMS TO COMPLETE REGISTRATION

PLEASE DO NOT USE ALL UPPER-CASE OR ALL LOWER-CASE LETTERS IN DATA ENTRY PROCESS





Register & Search Returning Student-Athletes Only

-  Go to www.LouisianaYouthCheerleading.com
-  Select "Register On-line" icon from bottom of main page
 - Select "Returning Student-Athlete" logo
-  Login Screen
 - Enter LYC Issued UserID & Password
-  Student-Athlete Search Screen
 - Enter Student-Athlete Search Criteria
 - Narrow Your Search By Entering Student-Athlete's Last Season's Squad Name
 - Select "RESET" If Mistake Was Made. Re-enter Information.
 - Select "SEARCH"
 - If Search Returns No Results, Select "CLICK HERE TO SEARCH AGAIN" And Update Search Criteria, Then Redo Above Step
-  Search Results Listing Screen
 - Select The Student-Athlete To Be Updated By Selecting The First Name Of The Student-Athlete.
-  Student-Athlete Information Screen
 - Fields Marked By Asterisk (*) Are Required
 - Update Student-Athlete's Information From Hardcopy Of The Student-Athlete Registration Form
 - If No Changes Will Be Made, Select "BACK", Then Redo Above Steps
 - To Save Updates, Select "UPDATE"
 - After Updating & Saving Information, Will Be Returned To The "Search Results Listing Screen"
 - Select "CLICK HERE TO SEARCH AGAIN" And Update Search Criteria, to Enter More Student-Athletes. Repeat Steps Until All **RETURNING** Student-Athletes On Roster Are Updated
 - When No More Student-Athlete Updates Are Required, Simply Close Browser



MUST HAVE COMPLETED HARDCOPY OF STUDENT-ATHLETE REGISTRATION FORMS TO COMPLETE REGISTRATION
PLEASE DO NOT USE ALL UPPER-CASE OR ALL LOWER-CASE LETTERS IN DATA ENTRY PROCESS

Register New Student-Athletes

-  Go to www.LouisianaYouthCheerleading.com
-  Select "Register On-line" icon from bottom of main page
 - Select "Returning Student-Athlete" logo
-  Login Screen
 - Enter LYC Issued UserID & Password
-  Student-Athlete Information Screen
 - Fields Marked By Asterisk (*) Are Required
 - Enter Student-Athlete's Information From Hardcopy Of The Student-Athlete Registration Form
 - If Mistake Is Made In Data Entry, Select "RESET", Then Redo Above Step
 - To Save Entered Information, Select "SUBMIT"
 - If Information Entered & Submitted Correctly, Will Receive A Message Stating "Your Submission Was Successful"
 - Select "CLICK HERE TO SUBMIT ANOTHER NEW STUDENT ATHLETE" to Enter More New Student-Athletes. Repeat Above Steps Until All **NEW** Student-Athletes On Roster Are Entered
 - When No More New Student-Athlete Entries Are Required, Simply Close Browser